

## BALTIC EXCHANGE FFA BENCHMARKS ON 01 JUN 2022



### TC AVERAGE

### CAPEXSIZE

### PANAMAX (82k)

### SUPRAMAX (58k)

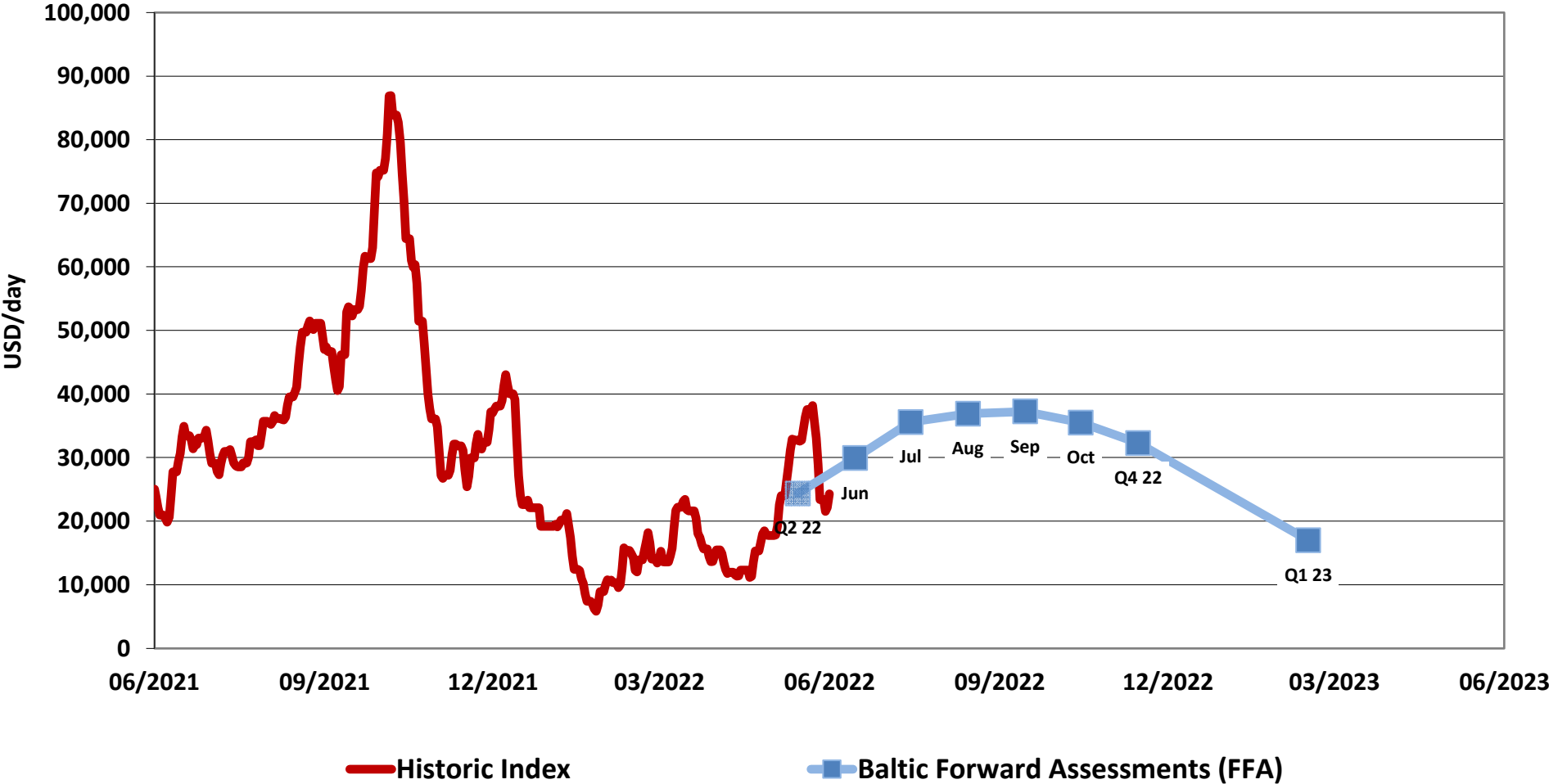
### HANDYSIZE (38k)

Spot prices	24,274	+ 2148	Prem/Disc	25,663	- 197	Prem/Disc	29,738	- 434	Prem/Disc	28,712	- 338	Prem/Disc
Jun-22	29,914	+ 635	23%	27,236	- 782	6%	29,779	- 359	0%	29,100	- 13	1%
Jul-22	35,586	- 1000	47%	29,011	- 468	13%	30,033	- 359	1%	29,375	+ 150	2%
Aug-22	36,893	- 503	52%	28,975	- 500	13%	30,283	- 200	2%	29,288	+ 200	2%
Sep-22	37,250	- 368	53%	28,557	- 465	11%	29,000	- 158	-2%	27,838	+ 113	-3%
Oct-22	35,500	- 464	46%	26,979	- 464	5%	26,525	+ 25	-11%	25,938	+ 375	-10%
Q2 22	24,358	+ 212	0%	27,513	- 260	7%	29,679	- 120	0%	28,892	- 4	1%
Q3 22	36,576	- 624	51%	28,848	- 477	12%	29,772	- 239	0%	28,833	+ 154	0%
Q4 22	32,286	- 468	33%	25,665	- 271	0%	25,058	- 25	-16%	23,975	+ 37	-16%
Q1 23	17,000	- 89	-30%	19,322	- 160	-25%	18,358	+ 0	-38%	17,488	+ 475	-39%
Q2 23	22,143	- 303	-9%	19,090	- 225	-26%	17,983	- 9	-40%	16,900	+ 125	-41%
Cal 23	22,375	- 230	-8%	18,602	- 182	-28%	17,625	+ 79	-41%	16,625	+ 112	-42%
Cal 24	20,050	- 189	-17%	15,450	- 15	-40%	14,275	+ 25	-52%	13,850	+ 31	-52%
Cal 25	18,800	- 21	-23%	14,657	- 15	-43%	13,358	+ 8	-55%	12,963	+ 7	-55%
Cal 26	18,693	+ 47	-23%	14,293	- 7	-44%	13,117	+ 9	-56%	12,725	+ 6	-56%

**Note: Panamax index is now 82,000 DWT, Handysize index is now 38,000 DWT**

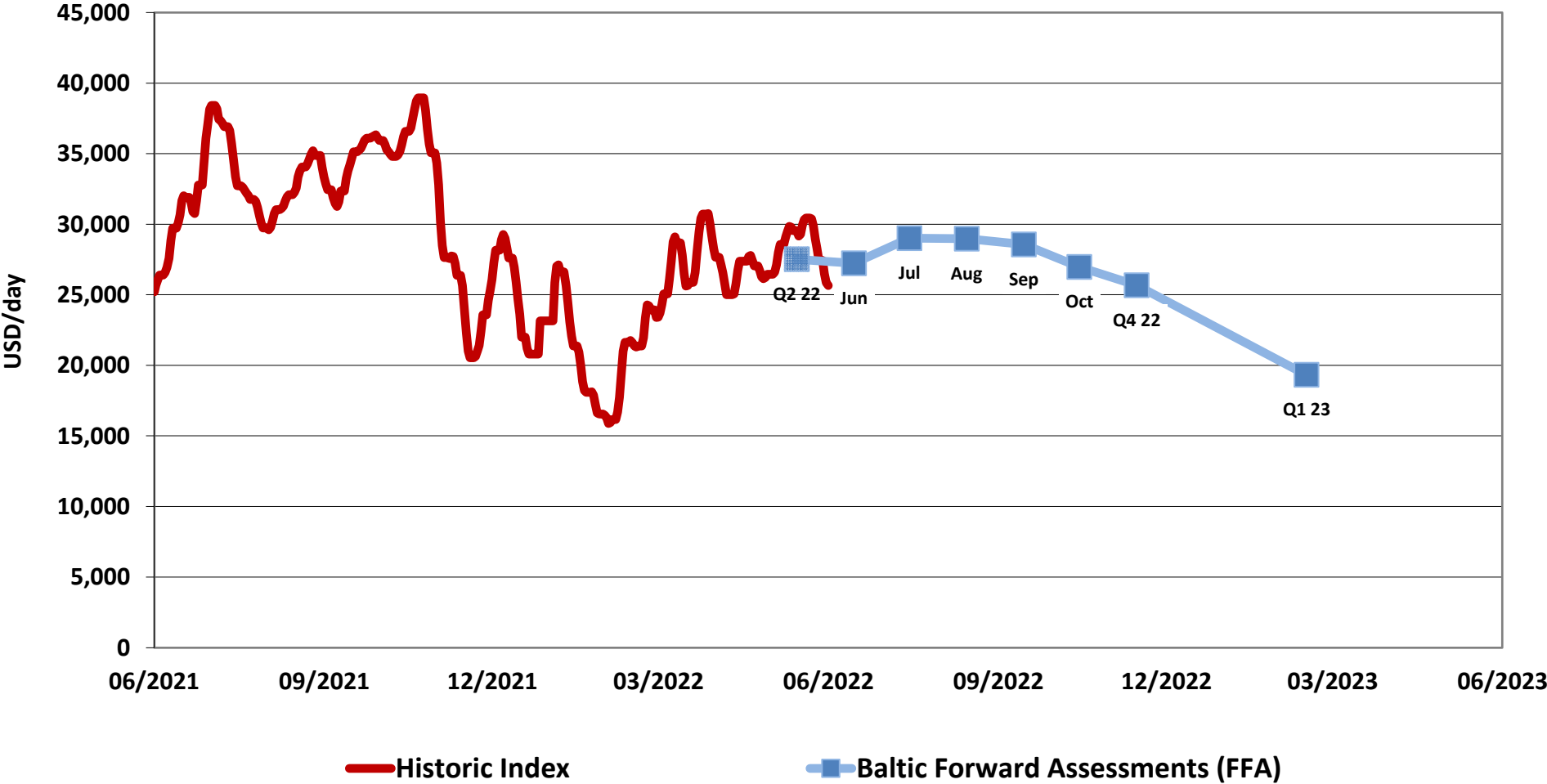
# BALTIC CAPESIZE INDEX FORWARD CURVE

(01 Jun 2022 ; LAST 12 MONTHS + FUTURE 12 MONTHS)



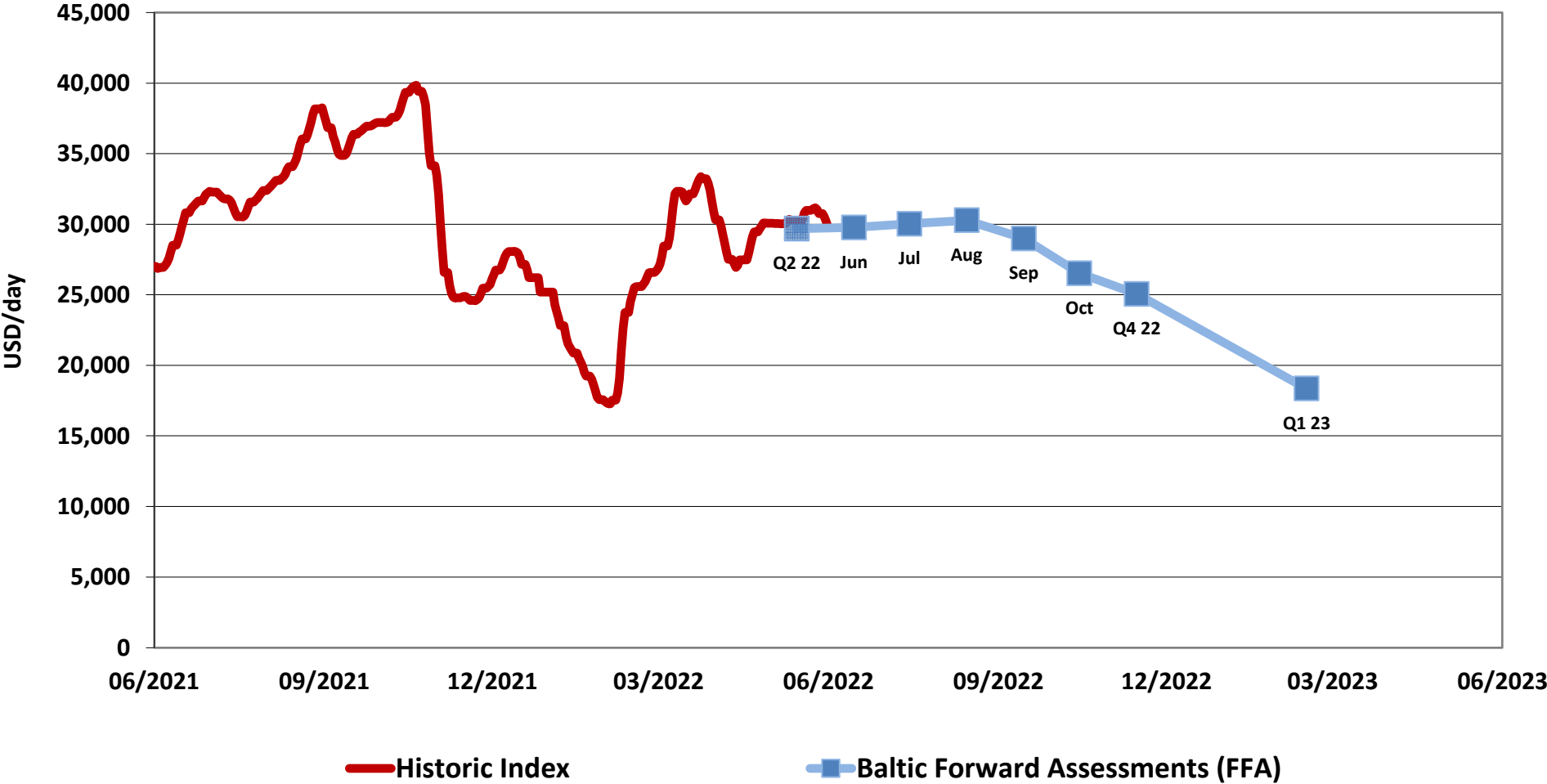
# BALTIC PANAMAX INDEX FORWARD CURVE

(01 Jun 2022 ; LAST 12 MONTHS + FUTURE 12 MONTHS)



# BALTIC SUPRAMAX INDEX FORWARD CURVE

(01 Jun 2022 ; LAST 12 MONTHS + FUTURE 12 MONTHS)



# BALTIC HANDYSIZE INDEX FORWARD CURVE

(01 Jun 2022 ; LAST 12 MONTHS + FUTURE 12 MONTHS)

